


Australian and
New Zealand Market

22

ways

to improve motor
efficiency and prolong
lifespan.




Reducing carbon footprint and cutting costs with the W22

Learn how WEG's new W22 range of electric motors exceeds the latest energy efficiency standards and offer cost-saving benefits too.

Today, electric motors account for as much as 66% of industry's energy usage. Yet a huge amount of this energy is wasted, as organisations use solutions which are poorly designed, or inappropriate for their application. By reducing this wastage, companies not only help the environment, but also cut their costs and improve profitability.

At WEG, we are committed to providing solutions designed to help industry achieve these goals. And one of these solutions is our revolutionary W22 range of three-phase induction motors, designed to offer not only significantly lower energy consumption, but lower noise and vibration, higher reliability, easier maintenance and lower cost of ownership.

Consisting of two products, each designed to exceed the requirements of the MEPS Minimum and Minimum High Efficiency Levels, the WEG W22 range can reduce energy losses by between 10% and 40% compared with other typical motors. It's an extremely effective way to reduce your carbon footprint, as well as your energy costs. But its amazing energy efficiency isn't the only feature of the W22 that will save you money – far from it. Here, we describe 22 features of the product which differentiate it from other motors of its type and which will deliver significant savings and a fast return on investment.



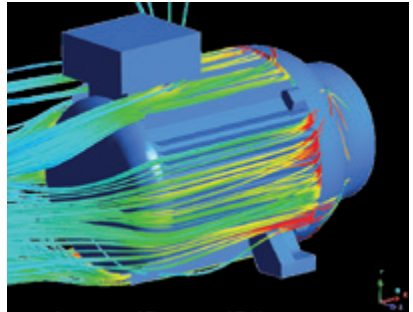


1. Maximum heat dissipation through extended frame area.

One of the main functions of an electric motor frame is to provide mechanical protection to the winding. It also provides the interface for installation through feet or flange.

The motor frame plays a crucial role in its thermal performance because it is responsible for transferring the heat generated inside the motor out to the frame surface where air blown by the fan will promote heat dissipation.

The W22 frame concept takes heat dissipation very seriously with eyebolts positioned in such a way that they do not block any airflow through the fins and also through the position of the terminal box which is placed towards the front of the frame (225S/M to 355A/B). The quantity and distribution of the fins also have great impact in heat dissipation performance.



Efficiency and Reliability Tip:

Respect the minimum gap between any wall positioned near the back of the fan cover to allow air intake. Keep motor surroundings clean and periodically check for any air blockage that can reduce the cooling system performance. Remember that the cooler a motor runs, the longer it will last.

2. Solid integrated feet for increased mechanical rigidity and easier installation.

When converting electrical energy into mechanical the motor requires supporting points where the mechanical thrust, proportional to the demanded load torque, will be applied to the base. These supporting points are the motor feet. This said we can conclude that stronger feet guarantee reliable operation, mainly in heavy duty applications, for example, crushers.

The W22 design integrates the sides of the front and rear feet for higher mechanical stiffness. They are solid for a better distribution of the mechanical thrust imposed by the load.



Efficiency and Reliability Tip:


As a manufacturer, we make all efforts to increase mechanical stiffness of our products. Remember that feet are the motor interface with the base, which means that the base must be level and flat in order to guarantee less vibration and safer operation.



3. Flat surfaces distributed in NDE (2 in the frame) and DE (two in the endshield and one in the frame) for vibration monitoring, for frame sizes 160M to 355A/B

The IEC 60034-14 defines two vibration grades, A and B, and it classifies a motor by size with vibration speed limits the motor must respect. These limits consider an uncoupled motor which means that at load conditions the set will have its own vibration level. The vibration level during operation depends on imperfect alignment between motor and load and on remaining unbalanced masses of motor and load.

Periodical monitoring of vibration levels gives a good indication of bearing conditions and overall application behaviour. A bearing failure often leads to a locked rotor condition which can cause the motor winding to burn out. With this in mind, the W22 range has as a standard feature, flat surfaces for vibration monitoring: two in the rear part of the frame, displaced 90° from each other and three in the drive end side: two in the endshield with another one in the front part of the frame.



Efficiency and Reliability Tip:

Periodical analysis of bearing vibration can help to identify several kinds of dysfunction, not exclusively to the motor, but to the entire application. Keeping records of main processes and machine vibration behaviour will provide peace of mind to maintenance managers and help minimise production breakdown.


4. Flexibility of terminal box mounting positions enabling reduced inventory and quicker modification.

Many companies map their main processes and identify the machines that are essential to keep those processes running. Most keep spare motors in stock as replacements should a breakdown occur, thus avoiding compromising their production.

Distributors may also stock motors with different terminal box configurations to suit specific customers, or adapt their stock by stripping down and reassembling motors. Both situations mean investing money, labour and warehouse space.

The W22 design allows fast modification leading to reduced stock demands and time to change the terminal box mounting position. For frame sizes 225S/M to 355A/B a right hand side terminal box motor can be changed to a left hand side terminal box motor by just rotating the adaptor device and vice-versa.

It can also be modified into a top mounted terminal box by removing the adaptor device and adjusting the length of leads. Similarly, a motor with a top mounted terminal box can be modified into a side mounted terminal box by using a kit available from WEG.



Efficiency and Reliability Tip:

The terminal box on the W22 range can be rotated in 90° increments to suit supply cable connection orientated to the front, rear or either side of the motor.

5. Reduced noise pressure levels: limited to 80dB(A) at 1m from the motor for bidirectional 50Hz DOL motors (including two poles until frame size 355M/L).

Health and safety regulations push for reduced noise levels aiming at offering better conditions for operators in the industry.

With W22 motors, the cooling system was designed for optimum balance of airflow and noise level. The fan provides greater amounts of air to cool the motor and the fan cover with its aerodynamic outline is designed to avoid recirculation of air (loss of performance) and to better direct the airflow over the motor fins.

As a result, all our 50Hz range, including two pole machines, is limited to 80dB(A) at 1m from the motor without compromising flexibility: all fans are bidirectional.

Efficiency and Reliability Tip:

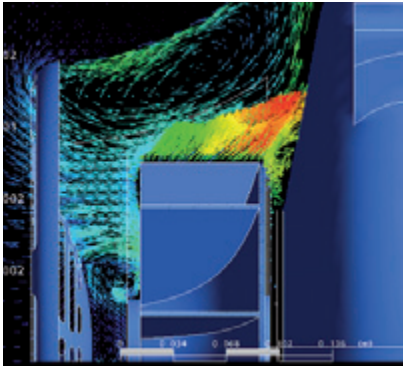
Enquire at WEG about the availability of even lower noise level requirements.

6. Reduced operating temperatures through optimised cooling system (fan, fan cover and frame) designs.

An electric machine's lifespan is governed by its insulating material operational hours. The ageing of the insulating material is directly proportional to its operating temperature.

The cooling system of the W22 range, composed of fan, fan cover and motor frame is optimised providing outstanding heat dissipation. This allows for reduced

operating temperatures that do not push the insulation material to its limits. It also eliminates any hotspots by providing a uniform temperature distribution throughout the frame.



Efficiency and Reliability Tip:

Motors driven by Variable Speed Drives (VSD) will have a higher temperature rise due to the PWM wave-form imposed on the motor winding. Whilst VSD operation enables a significant increase in a processes performance in terms of improved efficiency and lower operating costs, the higher temperature rise combined with the voltage spikes from the switching frequency will contribute to shorten winding life-time. The insulating material of the W22 allows for VSD operation minimising impacts in the winding. See WISE chapter for further details on VSD operation.

7. Reliability of fan cover: withstands IK08 impact test for extra mechanical protection.

One way to verify motor suitability for harsh, tough applications is by checking its mechanical envelope against impacts. The EN 62262 – Degree of protection provided by enclosures for electrical equipment against external mechanical impacts (IK code) ranks

motor enclosures by specifying in Joules a scale which a motor must withstand.

W22 motors in frame sizes 160M to 355A/B are constructed in cast iron, the industrial preference for reliability in tough ambient applications.



Efficiency and Reliability Tip:

The correct dimensioning of the motor must consider the application severity and the surrounding environment. Contact WEG specialists for advice on sizing and features a motor must have to match your application.



8. Oversized terminal box for easier and safer connection of mains and accessories.

The terminal box is the main interface of the electric motor with maintenance personnel. Large internal volume will provide easy access and better ergonomics during installation and maintenance operations.

W22 motors have a diagonally split oversized terminal box that provides optimal conditions for operators to access main and accessories terminals.



Efficiency and Reliability Tip:

Motor must be disconnected from the power source during any intervention. Special attention should be taken with space heater connections that may be powered on, and with one phase if it is being used as a heating element.

9. New connector for fast accessories assembly.

For continuous monitoring, alarm and trip settings or to avoid condensation inside the motor, several types of accessories may be used aiming at assuring safer and longer operating hours.

The W22 range introduces a new connector configuration that does not require bolts to secure the terminals. The terminals are firmly assembled assuring reliable operation. Furthermore this connector can easily accommodate additional modules.



Efficiency and Reliability Tip:

Always select the accessories that best suit your application. For instance, for continuous temperature monitoring, RTDs can be chosen. For ambient with constant presence of moisture, higher than 95%, space heaters are advisable and so forth. Please contact WEG for more information.


10. Connection reliability: terminal block design prevents cable rotation assuring extra protection.

Terminal blocks are commonly used to allow simple and fast maintenance procedures. But they also play an important role by providing safe and reliable connections for motor terminals.

The terminal block used in W22 motors has walls that prevent cable rotation assuring extra protection against accidental contact between terminals.

Efficiency and Reliability Tip:

W22 terminal block provides larger contact area between power supply cables and motor terminals. Adequate tightening torques will guarantee safe and reliable operation.



11. Electrically insulated bearing hub: less replacement required compared to insulated bearings.

Large motors may present induced shaft currents due to the unbalanced waveform and high frequency components of the power supply. Motors driven by frequency converters may also experience electric current circulation through the bearings as a result of a Common Mode voltage effect. The Common Mode voltage is a high frequency electric potential relative to a common reference value (usually the DC link) present due to the inverter topology that makes the vector sum of voltages at any time different to zero. Practical experience shows that higher switching frequency tends to increase Common Mode voltage/current.

To avoid bearing circulating currents it is generally accepted to isolate one of the machine's bearings and to short circuit the shaft and frame in the other bearing. Usually an insulated bearing and a grounding brush are used for this function. Insulated bearings are expensive and are prone to wear which eventually requires replacement.

W22 motors can be fitted with a non-drive endshield where the hub is insulated. This component does not wear and guarantees longer operating hours.

Efficiency and Reliability Tip:

Although available from 225S/M upwards, WEG recommends electrically insulated bearings from frame size 315 inclusive and up.. Always follow WEG VSD guidelines for safer and longer operation. Go to www.weg.net and download our Technical Guide – Induction motors fed by PWM frequency converters for further information.

12. Drive endshield design promotes excellent heat dissipation via optimised fin positioning and greater bearing hub exposure.

The endshields are fundamental elements to the motor so that generated torque is transmitted to the load efficiently and reliably. The endshield design must also consider the dimensional characteristics of the mechanical interface surfaces and the heat dissipation.

In the W22 range the drive endshield is designed with the use of Finite Element Analysis software resulting in a stronger design and exposing the bearings to a larger heat dissipation area. Additionally the fins of the drive endshield are located at the point of highest heat concentration which results in the reduction of bearing temperatures.

Efficiency and Reliability Tip:

During maintenance procedures, always lubricate the bearings following the guidelines showing the type and amount of grease described on the motor nameplate. Excess or lack of grease can lead to a higher bearing temperature rise, reducing the expected bearing lifetime.





13. Extended lubrication intervals – less intervention leads to less maintenance costs.

The lubrication interval is a function of motor mounting (horizontal or vertical), rated speed, bearing size, type of grease and temperature rise.

In the W22 design, extended lubrication intervals are reached mainly due to the reduced bearing temperature rise. The lubrication intervals are up to 26% higher compared to the W21 design, which means less intervention for lubrication. As any intervention relies on personnel and equipment, the less the equipment requires maintenance, the less is the total cost of ownership.

Efficiency and Reliability Tip:

As previously stated, respect the nameplate information when lubricating the motor. Do not mix grease types, even if they use the same elements. If another grease will be used in the application, contact WEG or a Distributor and enquire about lubrication intervals and the amount of grease.



14. Efficient lubrication system – grease inlet and outlet channels developed to improve the grease passages to and from the motor bearings.

After installation and running, AC induction motors do not require many interventions. Instead, periodical vibration checks are recommended to evaluate overall application conditions (for further information on vibration monitoring, see number 3) and to strictly follow bearing lubrication schedules. Lubrication plays an important role as it is the key maintenance point to guarantee safe and reliable operation.

In the W22 design the lubrication system received special attention in terms of the grease path in the endshield to the bearing, from the bearing to the outside of the motor and also the bearing caps.



Efficiency and Reliability Tip:

As an optional feature, a grease outlet pipe can be supplied to be fitted in the non-drive endshield. This pipe guides the grease out of the fan cover. It is recommended to keep the fan cover interior clean.



15. New WSeal® shaft sealing – higher protection against contaminants through a W-Ring (double lipped V-Ring) plus a metallic cap. This set simulates the effect of a labyrinth taconite.*

By precisely following the bearing maintenance schedule and guidelines for grease, and lubricating intervals, you will guarantee longer lifetime. This is essential if bearing contaminants, such as liquids and dusts, are to be avoided. Additionally the protection against external contaminants must be suitable for the environment where the motor is installed.

The W22 frame sizes 225S/M to 355A/B introduces the most recent development in shaft sealing: the WSeal®. The WSeal® is composed of a double-lipped V-Ring, or W-Ring plus a metallic cap. The W-Ring receives grease and the metallic cap is fitted. This set simulates the effect of a labyrinth taconite.



Efficiency and Reliability Tip:

Proper dimensioning of a product consists on defining not only the kW rating and speed, but also analysing the overall operational and environmental conditions in which the motor will be applied. This analysis should highlight conditions, accessories and requirements the motor must comply with. Not sure about the right motor for your application? Enquire at the nearest WEG office.

16. Earth terminals on both sides of the frame providing flexibility during installation.

The IEC 60034-1 Rotating electrical machines – Part 1: Rating and Performance defines that machines shall be provided with an earthing terminal or another device to permit the connection of a protective conductor or an earthing conductor.

In the W22 range, one earthing terminal is placed inside the terminal box, following the IEC 60034-1 recommendation, with a further second placed in the same side of the terminal box.

Efficiency and Reliability Tip:

When using the flexibility of a terminal box mounting position you can also rely on the earthing terminal position, flexibility to be in-line with the IEC standard that defines that, 'the earthing conductor shall be situated in the vicinity of the terminals for the line conductors'.

17. New drain plug: from an IP55 drain to an IP66 by changing drain position.

Industrial motors are usually fitted with drain holes and drain plugs to avoid condensation of water inside the motor. This is due to the fact that when the motor cools down it tends to suck external air into the machine. Depending on the ambient relative humidity, moistured air may reach the interior area of frame. This moisture will eventually condense so the motor design should have means to allow this water to be drained out of the frame.

The W22 line motors are supplied with drain holes for draining the condensed water from inside the motor. The position of these drain holes ensures efficient condensed water draining from the motor enclosure. The drain holes are fitted with new rubber plugs that allow continuous condensed water draining from the motor (drain plug at open position IP55) and depending on the motor application, the drain plug can be closed to ensure the degree of protection IP66 to the drain region (other parts of the motor will require different features to guarantee this degree of protection).



Efficiency and Reliability Tip:

Include in your checklist opening the drain plug during periodic maintenance to drain condensed water from the motor.



18. New frame range with extended outputs.

The DIN EN 50347 standard provides a table of ratings per frame size that manufacturers should comply with. However, it is limited to, for example, outputs up to 132kW and frame sizes up to 315, which means that beyond this manufacturers are not limited to a standard but to individual market practices.

In the W22 range WEG is introducing two new frames: 315L and 355A/B. With these new frames, the standard output offerings were distributed to accommodate 315L, 355M/L and 355A/B. In the table (right) 2 and 4 pole limits(*) are shown:

Frame	3000rpm	1500rpm
315L	Up to 260kW	Up to 260kW
355M/L	Up to 315kW	Up to 355kW
355A/B	Up to 450kW	Up to 500kW

(*) This limit corresponds to TEFC standard range. Tailor-made motors can reach higher outputs.

Efficiency and Reliability Tip:

Please refer to W22 efficiency versions chapter to understand how to improve your overall process efficiency.





19. WISE insulation system: better materials for VSD capabilities.

The application of new technologies has become more and more widespread across all industry sectors resulting in many changes in how electric motors are applied and controlled. The use of VSD(*) is recognised to be one of the major driving forces for energy efficiency because it can adjust motor output to best suit load requirements.

However, voltage spikes from the PWM waveform can have harmful effects on the motor winding, leading to premature failure

of the insulation system. This worsens as the switching frequency is increased.

W22 motors are fitted with WISE insulation (WEG Insulation System Evolution) which permits them to operate driven by VSD. The WISE is a system composed of: class H insulation wire (200°C), enhanced insulation materials and a solvent-free resin.

(*) Variable Speed Drives (also known as variable frequency drives (VFDs) or frequency converters)

Efficiency and Reliability Tip:

Motors can operate driven by VSD without filters if the following conditions are respected:

Motor rated voltage	Voltage peak on motor terminals (phase to phase)	dV/dt on motor terminals (phase to phase)	Rise time	Time between pulses
$V_n \leq 460 \text{ V}$	≤ 1600	$\leq 5200 \text{ V}/\mu\text{s}$	$\geq 0.1 \mu\text{s}$	$\geq 6 \mu\text{s}$
$460\text{V} < V_n \leq 575\text{V}$	≤ 1800	$\leq 6500 \text{ V}/\mu\text{s}$		
$575\text{V} < V_n \leq 690\text{V}$	≤ 2200	$\leq 7800 \text{ V}/\mu\text{s}$		

- 1 – For the three cases above the maximum recommended switching frequency is limited to 5kHz.
- 2 – If one of the above conditions is not followed accordingly (including the switching frequency), a filter must be installed on VSD outlet.

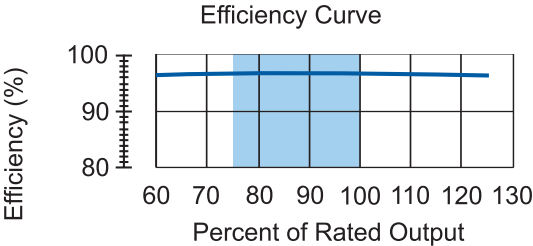
20. Flat efficiency curve: from 75% up to 100% of load the efficiency is kept constant for maximum energy saving.

The pressure for a great sustainability approach in all kinds of industries associated with soaring energy costs have put energy efficient products in the spotlight. Additionally it is widely acknowledged that VSD can eliminate a large amount of wasted energy due to its ability of adapting motor output to load requirements.

The W22 motors play an important role in energy saving with regards to partial loads because their design allows for constant efficiency from 75% up to nominal load.

Efficiency and Reliability Tip:

Although efficiency is kept constant from 75% up to 100% of load, the dimensioning must always aim at positioning the motor very close to the optimum performance point, i.e. the rated point. This will guarantee that other performance values, such as power factor, are maximised.



■ Constant efficiency area



21. Premium Efficiency and Top Premium Efficiency designs exceeding the Minimum and Minimum High Efficiency Levels defined by AS/NZS1359.S:2004.

This standard proposes efficiency classes harmonisation amongst different practices throughout the world.

It defines two minimum efficiency classes, Minimum and Minimum High Efficiency Levels. The standard also defines that IEC 60034-2-1 must be used with regards to testing methods. The methods defined in this standard are recognised as being of lower uncertainty. Manufacturers must state in their documentation which method they use to determine the stray load losses, because they are not comparable if different methods are used.

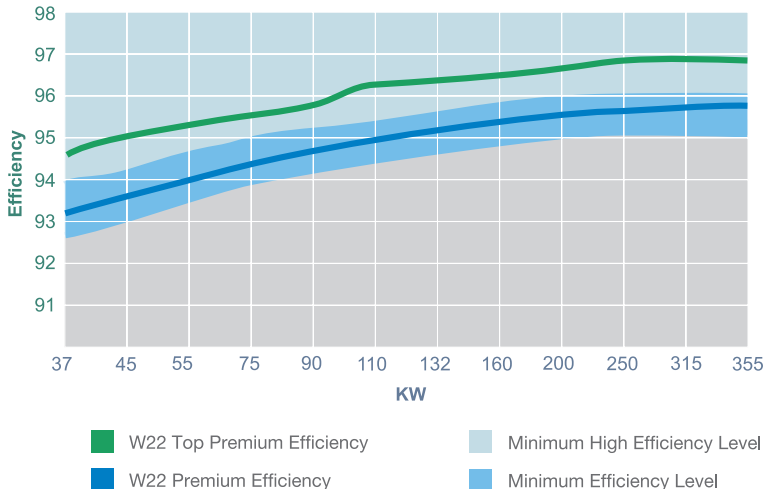
W22 motors are available in two versions, exceeding the minimum levels established by MEPS. WEG is using the indirect method defined in IEC 60034-2-1 with stray load losses being determined from measurement.

Efficiency and Reliability Tip:

The W22 motors were designed to exceed the requirements of MEPS efficiency levels. Being MEPS one of the highest efficiency requirement, and as WEG's W22 Top Premium Efficiency motors exceeds MEPS minimum high efficiency levels, these motors are among the most efficient motors in the entire world!

W22 Top Premium E3 Plus										CE		VOE 0830 IEC 60034	
- [3] FRAME		225S/M		IP66		INS. CL. H		[80] K					
NL	Aty	Hz	kW	min ⁻¹	A		COS φ						
380/660	50	37	1475	66.5 / 39.4	0.87								
400/690	50	37	1480	65.3 / 37.9	0.86								
415/-	50	37	1480	63.9 / -	0.85								
440/-	60	42	1775	66.3 / -	0.88						B314-C3 POLYREX EM-ESSO 27 g 14000 h		
460/-	60	42	1780	64.1 / -	0.87								
DUTY S1		AMB. 40°C		SF 1.15		At 1000		m.s.s.l.		WEIGHT 428		kg	

Comparison between W22 and MEPS Efficiency levels





22. Top Premium Efficiency ratings in the same frame sizes as Premium Efficiency for complete interchangeability.

The W22 range is available in the two efficiency levels respecting the kW ratio per frame defined in EN 50347, which means that you can replace an Premium Efficiency E2 motor with a Top Premium Efficiency E3, in most cases, with total peace of mind.

Efficiency and Reliability Tip:

The W22 design is WEG's answer to the global demands for increased energy efficiency. It also encompasses many performance advantages in terms of noise and vibration levels, extended lubrication intervals and flexibility. Please contact the nearest WEG office or distributor and get access to the future.



WEG Worldwide Operations

ARGENTINA

WEG EQUIPAMIENTOS
ELECTRICOS
San Francisco - Cordoba
Phone: +54 3564 421 484
info-ar@weg.net
www.weg.net/ar

WEG PINTURAS - Pulverlux
Buenos Aires
Phone: +54 11 4299 8000
tintas@weg.net

AUSTRALIA

WEG AUSTRALIA
Victoria
Phone: +61 3 9765 4600
info-au@weg.net
www.weg.net/au

AUSTRIA

WATT DRIVE - WEG Group
Markt Piesting - Vienna
Phone: +43 2633 404 0
watt@wattdrive.com
www.wattdrive.com

BELGIUM

WEG BENELUX
Nivelles - Belgium
Phone: +32 67 88 84 20
info-be@weg.net
www.weg.net/be

BRAZIL

WEG EQUIPAMENTOS
ELÉTRICOS
Jaraguá do Sul - Santa Catarina
Phone: +55 47 3276-4002
info-br@weg.net
www.weg.net/br

CHILE

WEG CHILE
Santiago
Phone: +56 2 784 8900
info-cl@weg.net
www.weg.net/cl

CHINA

WEG NANTONG
Nantong - Jiangsu
Phone: +86 0513 8598 9333
info-cn@weg.net
www.weg.net/cn

COLOMBIA

WEG COLOMBIA
Bogotá
Phone: +57 1 416 0166
info-co@weg.net
www.weg.net/co

ECUADOR

WEG ECUADOR
Quito
Phone: 5144 339/342/317
wegecuador@weg.net
www.weg.net/ec

FRANCE

WEG FRANCE
Saint Quentin Fallavier - Lyon
Phone: +33 4 74 99 11 35
info-fr@weg.net
www.weg.net/fr

GERMANY

WEG GERMANY
Karpen - North Rhine Westphalia
Phone: +49 2237 9291 0
info-de@weg.net
www.weg.net/de

GHANA

ZEST ELECTRIC GHANA
WEG Group
Accra
Phone: +233 30 27 664 90
info@zestghana.com.gh
www.zestghana.com.gh

INDIA

WEG ELECTRIC INDIA
Bangalore - Karnataka
Phone: +91 80 4128 2007
info-in@weg.net
www.weg.net/in

WEG INDUSTRIES INDIA

Hosur - Tamil Nadu
Phone: +91 4344 301 577
info-in@weg.net
www.weg.net/in

ITALY

WEG ITALIA
Cinisello Balsamo - Milano
Phone: +39 02 6129 3535
info-it@weg.net
www.weg.net/it

JAPAN

WEG ELECTRIC MOTORS
JAPAN
Yokohama City - Kanagawa
Phone: +81 45 550 3030
info-jp@weg.net
www.weg.net/jp

MALAYSIA

WATT EURO-DRIVE - WEG Group
Shah Alam, Selangor
Phone: 603 78591626
info@wattdrive.com.my
www.wattdrive.com

MEXICO

WEG MEXICO
Huehuetoca
Phone: +52 55 5321 4231
info-mx@weg.net
www.weg.net/mx

VOLTRAN - WEG Group

Tizayuca - Hidalgo
Phone: +52 77 5350 9354
www.voltran.com.mx

NETHERLANDS

WEG NETHERLANDS
Oldenzaal - Overijssel
Phone: +31 541 571 080
info-nl@weg.net
www.weg.net/nl

PERU

WEG PERU
Lima
Phone: +51 1 209 7600
info-pe@weg.net
www.weg.net/pe

PORTUGAL

WEG EURO
Maia - Porto
Phone: +351 22 9477705
info-pt@weg.net
www.weg.net/pt

RUSSIA and CIS

WEG ELECTRIC CIS
Saint Petersburg
Phone: +7 812 363 2172
info-ru@weg.net
www.weg.net/ru

SOUTH AFRICA

ZEST ELECTRIC MOTORS
WEG Group
Johannesburg
Phone: +27 11 723 6000
info@zest.co.za
www.zest.co.za

SPAIN

WEG IBERIA
Madrid
Phone: +34 91 655 30 08
info-es@weg.net
www.weg.net/es

SINGAPORE

WEG SINGAPORE
Singapore
Phone: +65 68589081
info-sg@weg.net
www.weg.net/sg

SCANDINAVIA

WEG SCANDINAVIA
Kungsbacka - Sweden
Phone: +46 300 73 400
info-se@weg.net
www.weg.net/se

UK

WEG ELECTRIC MOTORS U.K.
Redditch - Worcestershire
Phone: +44 1527 513 800
info-uk@weg.net
www.weg.net/uk

UNITED ARAB EMIRATES

WEG MIDDLE EAST
Dubai
Phone: +971 4 813 0800
info-ae@weg.net
www.weg.net/ae

USA

WEG ELECTRIC
Duluth - Georgia
Phone: +1 678 249 2000
info-us@weg.net
www.weg.net/us

ELECTRIC MACHINERY

WEG Group
Minneapolis - Minnesota
Phone: +1 612 378 8000
www.electricmachinery.com

VENEZUELA

WEG INDUSTRIAS VENEZUELA
Valencia - Carabobo
Phone: +58 241 821 0582
info-ve@weg.net
www.weg.net/ve

For those countries where there is not a WEG own operation, find our local distributor at www.weg.net.



WEG Group - Automation Business Unit
Jaraguá do Sul - SC - Brazil
Phone: +55 (47) 3276-4000
automacao@weg.net
www.weg.net

